

Scaled data based on original data using  
LM-79-08 Approved Method: Electrical and Photometric Measurements of Solid-  
State Lighting Products

Test Report Prepared for  
Cooper Lighting Solutions  
(formerly Eaton)

Brand: McGRAW-EDISON

Report Number: P226904

Luminaire Tested: **ISW-AF-1200-LED-E1-SL3-7030-ULG**

Issue Date: 3/3/2020

**Test Information**

Test Method: LM-79-08  
Report Number: P226904  
TEST IS SCALED FROM IESNA LM-79-08 TEST DATA (P35946)-DOWNLIGHT AND  
Test Lab: INNOVATION CENTER-P3  
Issue Date: 3/3/2020  
Manufacturer: COOPER LIGHTING SOLUTIONS (FORMERLY EATON)  
Product Line: MCGRAW-EDISON  
Catalog Number: ISW-AF-1200-LED-E1-SL3-7030-ULG  
Description: IMPACT ELITE LED WEDGE LUMINAIRE WITH UPLIGHT  
LIGHT SQUARE WITH ACCULED OPTICS-TYPE III W/SPILL CONTROL, WITH UPLIGHT  
GLOW  
Light Source: (16) 3000K CCT, 70 CRI LEDs and (1) UPLIGHT LED  
Ballast/Driver: ELECTRONIC DRIVER

**Summary**

Lumens per Lamp: N/A  
Luminaire Lumens: 7512.8 lumens  
Efficiency: N/A  
Efficacy: 90.8 lumens/watt  
Luminous Opening: Rectangular w/ Sides (W: 0.5' x L: 0.5' x H: 0.54')  
IES Classification: Type II - Short - Non-Cutoff  
BUG Rating: B1 - U5 - G2

Input Watts (W): 82.7  
Input Voltage (V): 120  
Input Current (Ain): NR  
Voltage Rise (V): NR  
Power Factor: NR  
Total Harmonic Distortion (THDi): NR  
Frequency (hertz): 60  
Stabilization Time: NR  
Operation Time: NR  
Ambient Temperature (°C): NR  
Test Distance: 25 FT

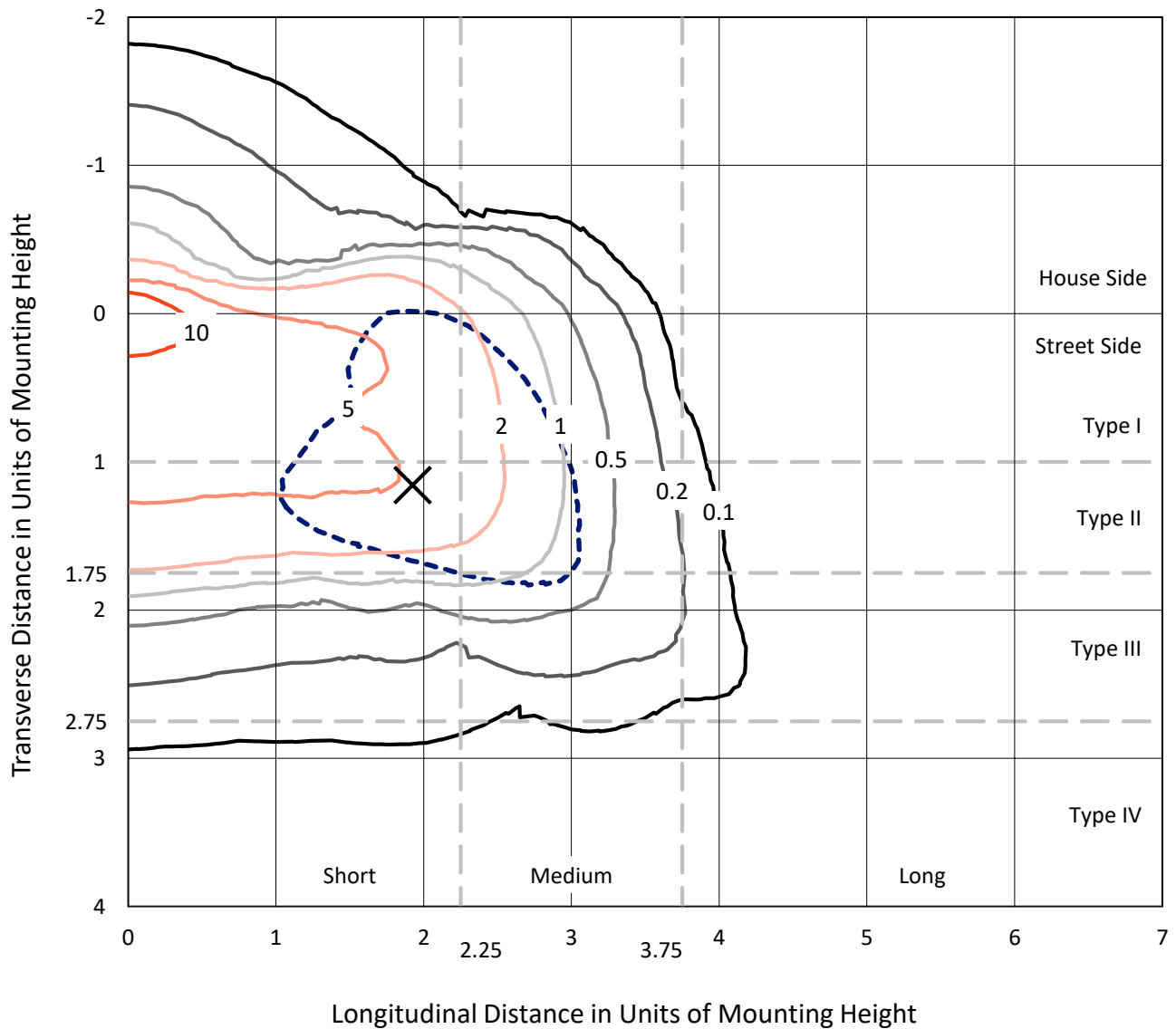


REPORT NUMBER: P226904

CATALOG NUMBER: ISW-AF-1200-LED-E1-SL3-7030-ULG

### Iso-Footcandle Lines of Horizontal Illumination

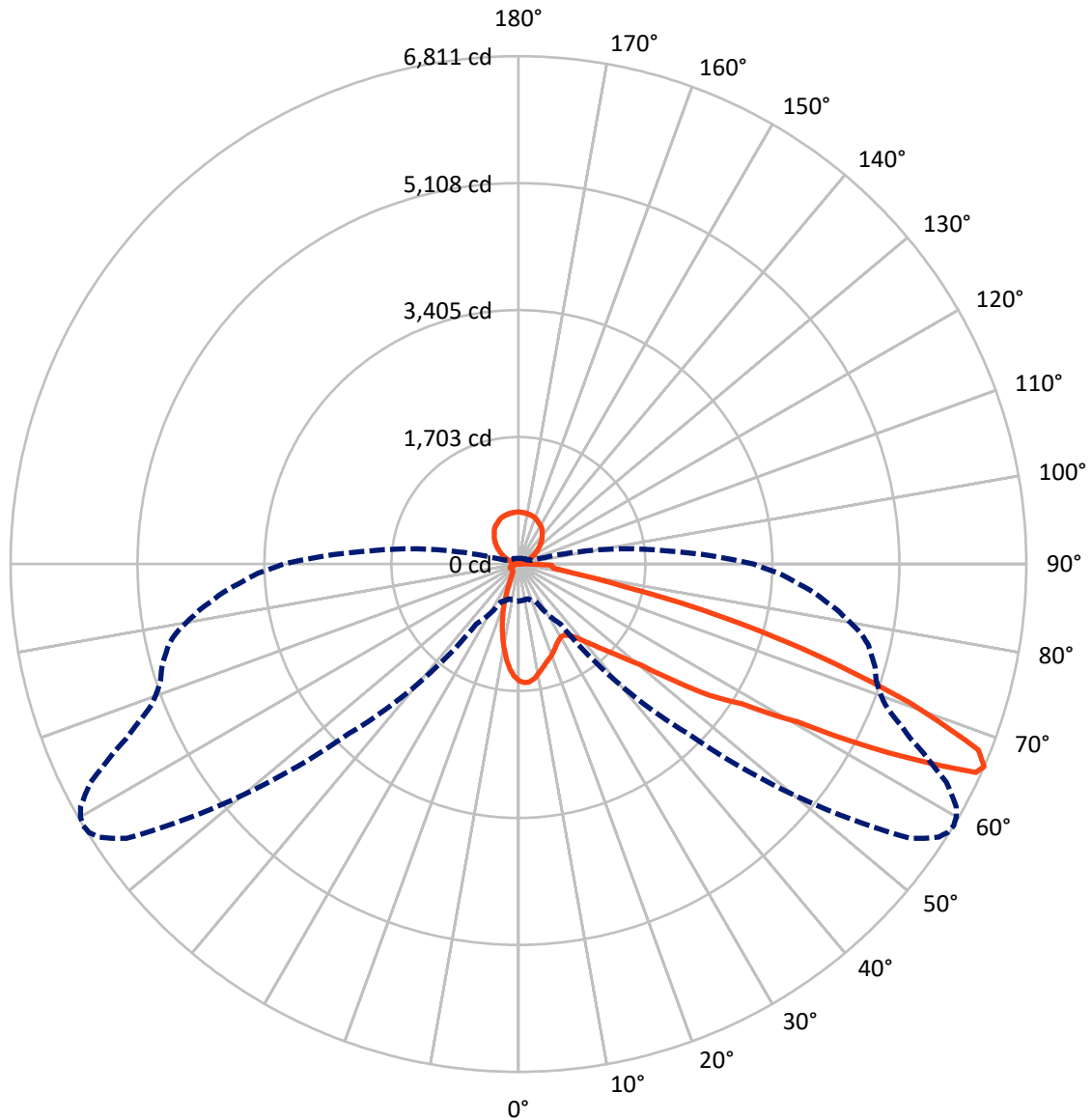
× Max cd  
 - - - 1/2 Max cd



Based on 10 foot mounting height. Maximum calculated value = 15.7 fc  
 Type II - Short - Non-Cutoff

REPORT NUMBER: P226904  
CATALOG NUMBER: ISW-AF-1200-LED-E1-SL3-7030-ULG

### Luminous Intensity Polar Plot



— Vertical Plane Through 59-Deg Lateral    - - - Horizontal Cone Through 66-Deg Vertical

REPORT NUMBER: P226904

CATALOG NUMBER: ISW-AF-1200-LED-E1-SL3-7030-ULG

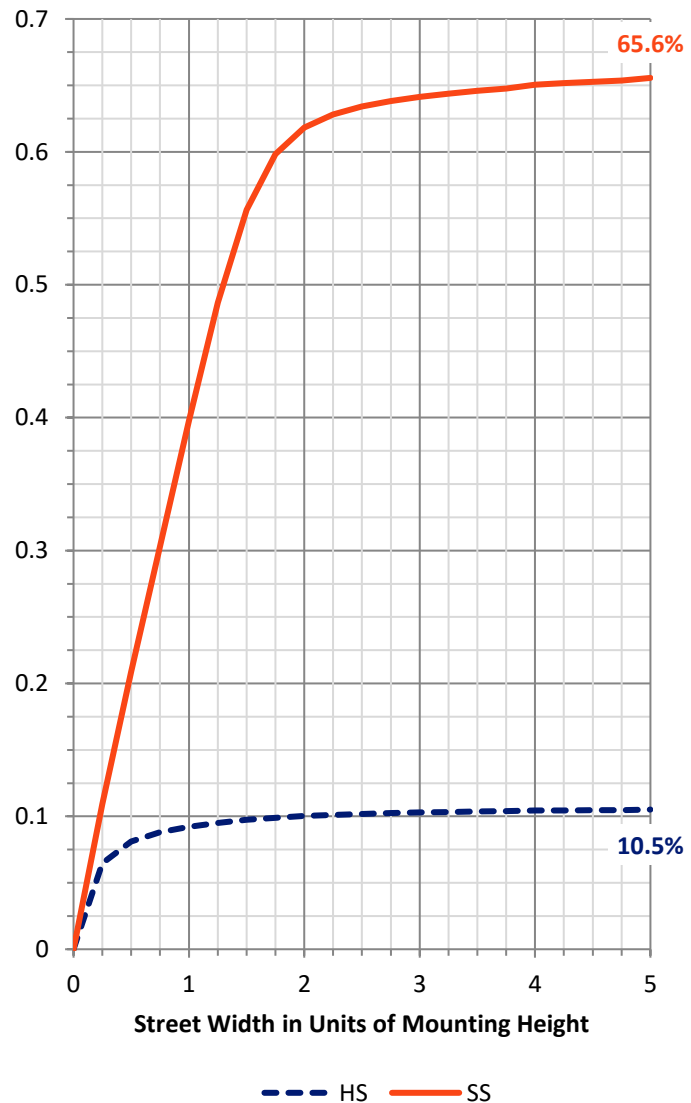
**FLUX DISTRIBUTION:**

		Downward	Upward	Total
<b>House Side</b>	Lumens	802.0	867.9	1669.9
	% Fixture	10.7	11.6	22.2
<b>Street Side</b>	Lumens	4973.2	869.7	5842.9
	% Fixture	66.2	11.6	77.8
<b>Total</b>	Lumens	5775.2	1737.6	7512.8
	% Fixture	76.9	23.1	100.0

**ZONAL LUMENS:**

Zone	Lumens	% Fixture
0°-10°	133.8	1.8
10°-20°	282.6	3.8
20°-30°	354.5	4.7
30°-40°	485.0	6.5
40°-50°	780.2	10.4
50°-60°	1355.7	18.0
60°-70°	1647.2	21.9
70°-80°	614.5	8.2
80°-90°	121.9	1.6
90°-100°	11.7	0.2
100°-110°	57.4	0.8
110°-120°	166.1	2.2
120°-130°	273.2	3.6
130°-140°	336.8	4.5
140°-150°	344.6	4.6
150°-160°	290.3	3.9
160°-170°	191.2	2.5
170°-180°	66.3	0.9
0°-90°	5775.2	76.9
0°-180°	7512.8	100.0

**Coefficient of Utilization**



REPORT NUMBER: P226904

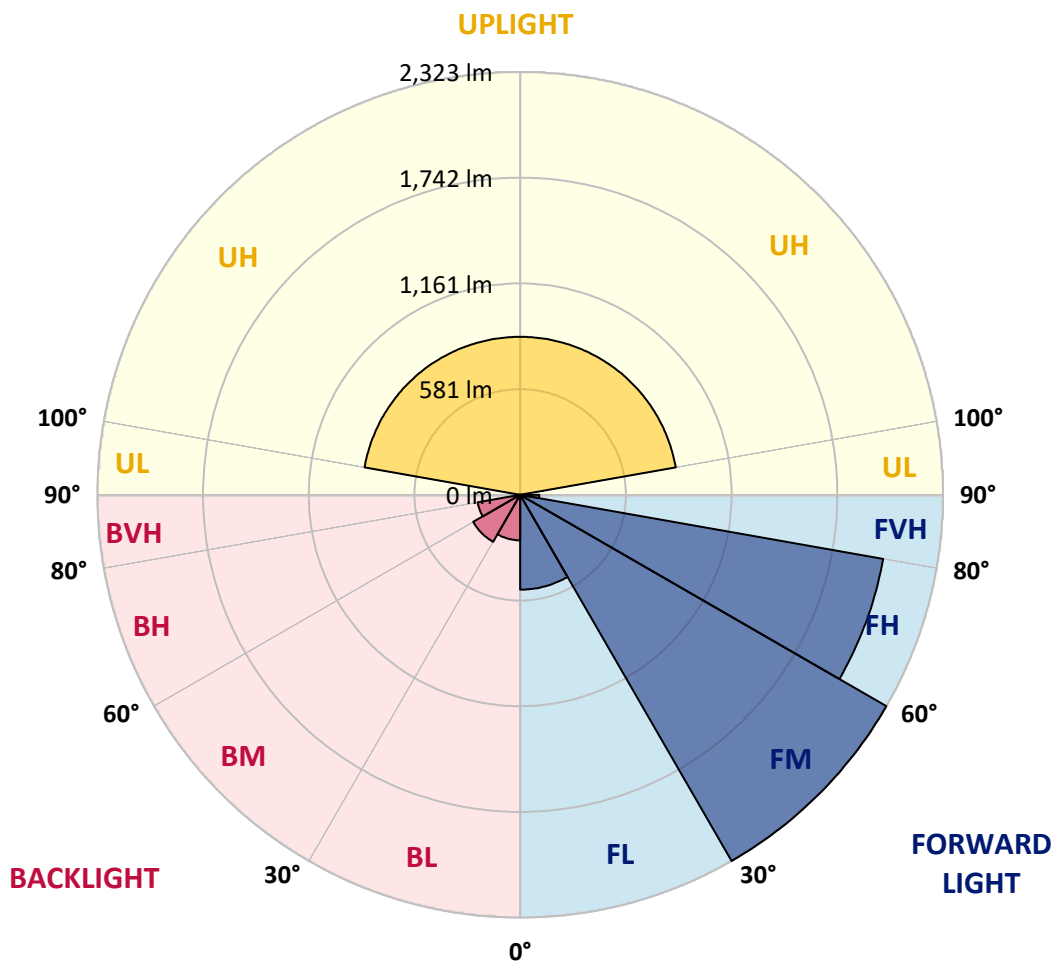
CATALOG NUMBER: ISW-AF-1200-LED-E1-SL3-7030-ULG

**LUMINAIRE CLASSIFICATION SYSTEM LUMEN TABLE AND BUG RATING:**

Zone	Lumens	% Fixture	Zone Rating/Lumen Limit		
			B	U	G
FL (0°-30°)	520.9	6.9			
FM (30°-60°)	2322.9	30.9			
FH (60°-80°)	2024.6	26.9			G2/5000
FVH (80°-90°)	104.8	1.4			G2/225
BL (0°-30°)	249.9	3.3	B1/500		
BM (30°-60°)	298.0	4.0	B1/1000		
BH (60°-80°)	237.0	3.2	B1/500		G1/500
BVH (80°-90°)	17.1	0.2			G1/100
UL (90°-100°)	11.7	0.2		U2/50	
UH (100°-180°)	867.9	11.6		U4/1000	

**BUG Rating: B1-U5-G2**

Type II Short





REPORT NUMBER: P226904

CATALOG NUMBER: ISW-AF-1200-LED-E1-SL3-7030-ULG

**CANDELA DISTRIBUTION (FULL):**

	0°	5°	15°	25°	35°	45°	55°	56°	57°	58°	59°
0°	1569.3	1569.3	1569.3	1569.3	1569.3	1569.3	1569.3	1569.3	1569.3	1569.3	1569.3
2.5°	1610.1	1604.8	1614.5	1611.0	1613.6	1600.3	1597.7	1595.0	1596.8	1594.1	1594.1
5°	1572.0	1569.3	1580.9	1587.1	1592.4	1590.6	1589.7	1589.7	1590.6	1584.4	1585.3
7.5°	1460.4	1458.6	1474.6	1486.1	1511.8	1526.8	1546.3	1547.2	1549.0	1546.3	1551.6
10°	1341.7	1347.0	1361.2	1379.8	1417.9	1440.9	1478.1	1485.2	1487.9	1488.7	1489.6
12.5°	1228.4	1223.1	1240.8	1276.2	1327.6	1364.8	1411.7	1415.2	1419.7	1425.9	1432.1
15°	1127.4	1133.6	1147.8	1185.0	1239.0	1291.3	1352.4	1355.9	1364.8	1370.1	1378.9
17.5°	1058.3	1058.3	1074.3	1108.8	1159.3	1225.7	1302.8	1309.0	1316.0	1323.1	1332.9
20°	1023.8	1023.8	1030.0	1050.4	1094.6	1158.4	1251.4	1258.5	1270.9	1278.9	1292.1
22.5°	1021.1	1020.2	1019.4	1023.8	1050.4	1100.0	1196.5	1206.2	1216.9	1229.3	1240.8
25°	1049.5	1052.1	1041.5	1034.4	1037.1	1060.1	1144.2	1149.6	1169.9	1177.9	1192.1
27.5°	1090.2	1094.6	1085.8	1075.2	1059.2	1044.2	1100.0	1108.8	1122.1	1135.4	1153.1
30°	1148.7	1147.8	1146.9	1139.8	1108.8	1061.9	1086.7	1092.9	1104.4	1115.0	1130.1
32.5°	1211.5	1218.6	1223.9	1220.4	1188.5	1108.8	1105.3	1110.6	1121.2	1127.4	1137.2
35°	1293.0	1296.6	1316.9	1316.9	1285.1	1192.9	1157.5	1161.9	1167.3	1169.9	1177.0
37.5°	1382.5	1394.9	1425.0	1442.7	1393.1	1297.5	1239.9	1239.9	1242.5	1244.3	1248.7
40°	1486.1	1503.8	1545.4	1579.1	1547.2	1427.6	1347.9	1355.9	1353.2	1349.7	1359.4
42.5°	1606.5	1626.0	1676.5	1708.4	1689.8	1584.4	1493.2	1487.9	1495.8	1485.2	1488.7
45°	1746.5	1761.5	1812.9	1846.5	1861.6	1776.6	1683.6	1673.0	1673.0	1649.9	1659.7
47.5°	1872.2	1876.7	1926.3	1985.6	2034.3	2036.1	1905.0	1897.9	1881.1	1866.0	1862.5
50°	1989.1	2002.4	2034.3	2098.9	2200.8	2289.4	2209.7	2187.5	2168.9	2113.1	2129.9
52.5°	2191.9	2217.6	2238.0	2277.0	2397.4	2577.2	2675.5	2641.0	2636.5	2586.0	2574.5
55°	2230.0	2232.7	2300.0	2524.9	2808.3	2937.6	3126.3	3125.4	3139.6	3123.6	3108.6
57.5°	2051.1	2029.9	2142.3	2439.0	3008.5	3672.7	3615.2	3621.4	3602.8	3554.0	3539.0
60°	1597.7	1615.4	1736.7	2114.9	2864.1	4147.4	4527.4	4414.9	4495.5	4368.8	4300.6
62.5°	898.9	878.5	960.9	1358.6	2349.6	4172.2	5769.9	5782.3	5821.3	5750.4	5583.9
65°	580.1	571.2	563.3	687.3	1408.2	3649.7	6457.1	6609.5	6700.7	6737.9	6740.5
66°	498.6	491.5	481.8	562.4	981.3	3215.7	6412.9	6575.8	6721.1	6790.1	6810.5
67.5°	424.2	413.6	411.8	465.8	682.8	2494.8	5990.4	6246.4	6374.8	6553.7	6651.1
70°	324.1	318.8	334.8	402.1	524.3	1174.3	4773.6	5107.4	5328.8	5468.8	5559.1
72.5°	271.9	270.1	292.3	367.5	496.8	666.0	3341.5	3700.2	3931.3	4065.1	4189.0
75°	212.6	214.3	243.5	350.7	494.2	580.1	1941.3	2283.2	2417.8	2628.6	2789.7
77.5°	159.4	157.6	180.7	283.4	481.8	588.1	1008.7	1150.4	1298.3	1405.5	1444.5
80°	111.6	113.4	129.3	194.8	375.5	604.9	628.8	661.6	692.6	727.1	734.2
82.5°	74.4	75.3	95.6	133.7	260.4	577.4	587.2	572.1	548.2	518.1	485.3
85°	45.2	46.9	68.2	90.3	201.9	522.5	607.5	567.7	531.4	491.5	451.7
87.5°	23.0	25.7	40.7	53.1	119.6	257.7	632.3	603.1	553.5	492.4	448.1
90°	11.2	11.2	15.9	21.3	31.9	59.3	166.4	150.7	79.1	144.0	75.1
92.5°	4.0	4.0	5.0	6.0	6.0	6.0	7.0	7.0	7.0	7.0	7.0
95°	5.0	5.0	6.0	7.0	7.0	7.0	7.0	7.1	7.2	7.3	7.4
97.5°	7.0	7.0	8.0	8.0	9.0	9.0	12.0	11.8	11.6	11.4	11.2
100°	8.0	8.0	9.0	10.0	12.0	21.0	29.0	28.7	28.4	28.1	27.8
102.5°	11.0	11.0	13.0	18.0	27.0	40.0	50.0	49.7	49.4	49.1	48.8
105°	21.0	22.0	27.0	36.0	48.0	63.0	72.0	71.8	71.6	71.4	71.2
107.5°	41.0	42.0	49.0	58.0	73.0	88.0	95.0	94.9	94.8	94.7	94.6



REPORT NUMBER: P226904

CATALOG NUMBER: ISW-AF-1200-LED-E1-SL3-7030-ULG

**CANDELA DISTRIBUTION (continued):**

	0°	5°	15°	25°	35°	45°	55°	56°	57°	58°	59°
110°	66.0	68.0	74.0	87.0	102.0	114.0	120.0	120.1	120.2	120.3	120.4
112.5°	99.0	99.0	106.0	121.0	134.0	143.0	148.0	148.2	148.4	148.6	148.8
115°	140.0	139.0	147.0	159.0	168.0	174.0	179.0	179.3	179.6	179.9	180.2
117.5°	184.0	184.0	189.0	197.0	202.0	205.0	211.0	211.4	211.8	212.2	212.6
120°	225.0	223.0	226.0	233.0	237.0	243.0	246.0	246.4	246.8	247.2	247.6
122.5°	263.0	260.0	261.0	267.0	271.0	277.0	279.0	279.4	279.8	280.2	280.6
125°	298.0	294.0	296.0	299.0	305.0	310.0	313.0	313.2	313.4	313.6	313.8
127.5°	330.0	329.0	329.0	333.0	339.0	340.0	345.0	345.1	345.2	345.3	345.4
130°	363.0	361.0	362.0	366.0	370.0	372.0	377.0	377.4	377.8	378.2	378.6
132.5°	396.0	394.0	393.0	401.0	404.0	405.0	411.0	411.5	412.0	412.5	413.0
135°	429.0	426.0	426.0	432.0	435.0	437.0	443.0	443.5	444.0	444.5	445.0
137.5°	460.0	457.0	459.0	460.0	464.0	468.0	473.0	473.2	473.4	473.6	473.8
140°	488.0	485.0	487.0	489.0	491.0	497.0	500.0	500.2	500.4	500.6	500.8
142.5°	518.0	515.0	517.0	518.0	521.0	525.0	527.0	527.6	528.2	528.8	529.4
145°	550.0	546.0	544.0	547.0	550.0	551.0	556.0	556.6	557.2	557.8	558.4
147.5°	575.0	572.0	571.0	574.0	574.0	575.0	580.0	580.5	581.0	581.5	582.0
150°	595.0	592.0	593.0	593.0	593.0	593.0	597.0	597.3	597.6	597.9	598.2
152.5°	611.0	608.0	608.0	609.0	610.0	610.0	611.0	611.3	611.6	611.9	612.2
155°	629.0	625.0	625.0	627.0	630.0	628.0	626.0	626.5	627.0	627.5	628.0
157.5°	646.0	643.0	643.0	644.0	646.0	645.0	644.0	644.4	644.8	645.2	645.6
160°	663.0	660.0	659.0	656.0	655.0	655.0	658.0	658.6	659.2	659.8	660.4
162.5°	673.0	669.0	669.0	665.0	661.0	663.0	667.0	667.4	667.8	668.2	668.6
165°	681.0	678.0	676.0	676.0	673.0	673.0	672.0	672.5	673.0	673.5	674.0
167.5°	690.0	687.0	684.0	686.0	688.0	685.0	678.0	678.6	679.2	679.8	680.4
170°	698.0	695.0	692.0	692.0	693.0	691.0	686.0	686.3	686.6	686.9	687.2
172.5°	699.0	697.0	695.0	693.0	690.0	690.0	689.0	689.3	689.6	689.9	690.2
175°	700.0	698.0	697.0	695.0	691.0	690.0	690.0	690.5	691.0	691.5	692.0
177.5°	707.0	705.0	700.0	699.0	697.0	695.0	694.0	694.5	695.0	695.5	696.0
180°	700.0	700.0	700.0	700.0	700.0	700.0	700.0	700.0	700.0	700.0	700.0





REPORT NUMBER: P226904

CATALOG NUMBER: ISW-AF-1200-LED-E1-SL3-7030-ULG

**CANDELA DISTRIBUTION (continued):**

	60°	61°	62°	63°	64°	65°	66°	67°	68°	69°	70°
0°	1569.3	1569.3	1569.3	1569.3	1569.3	1569.3	1569.3	1569.3	1569.3	1569.3	1569.3
2.5°	1593.3	1595.0	1593.3	1590.6	1593.3	1590.6	1589.7	1588.8	1589.7	1587.9	1587.1
5°	1585.3	1587.1	1587.1	1581.7	1580.9	1584.4	1579.1	1580.9	1579.1	1577.3	1573.8
7.5°	1547.2	1548.1	1549.0	1545.4	1548.1	1548.1	1546.3	1546.3	1544.5	1545.4	1541.9
10°	1494.1	1497.6	1501.1	1499.4	1498.5	1506.5	1502.9	1505.6	1505.6	1502.9	1503.8
12.5°	1436.5	1442.7	1447.1	1447.1	1450.7	1459.5	1458.6	1460.4	1467.5	1467.5	1464.8
15°	1383.4	1389.6	1396.6	1402.0	1409.0	1415.2	1419.7	1426.8	1430.3	1430.3	1434.7
17.5°	1341.7	1350.6	1358.6	1361.2	1371.0	1381.6	1384.2	1393.1	1398.4	1401.1	1406.4
20°	1301.0	1310.7	1320.5	1329.3	1338.2	1350.6	1356.8	1362.1	1371.0	1376.3	1384.2
22.5°	1253.2	1268.2	1280.6	1291.3	1306.3	1316.9	1329.3	1338.2	1348.8	1356.8	1363.0
25°	1208.0	1228.4	1245.2	1255.8	1276.2	1291.3	1306.3	1319.6	1332.9	1344.4	1353.2
27.5°	1166.4	1189.4	1209.8	1226.6	1248.7	1272.7	1287.7	1309.9	1327.6	1343.5	1354.1
30°	1146.0	1165.5	1186.7	1206.2	1228.4	1258.5	1283.3	1311.6	1333.8	1354.1	1370.1
32.5°	1150.4	1168.1	1186.7	1203.6	1226.6	1260.3	1285.9	1318.7	1351.5	1378.0	1398.4
35°	1185.9	1201.8	1214.2	1229.3	1249.6	1275.3	1302.8	1337.3	1378.0	1413.5	1440.0
37.5°	1260.3	1264.7	1277.1	1288.6	1299.2	1323.1	1348.8	1378.0	1425.0	1462.2	1499.4
40°	1352.4	1363.9	1375.4	1380.7	1393.1	1408.2	1419.7	1450.7	1492.3	1541.0	1581.7
42.5°	1489.6	1494.1	1495.8	1497.6	1502.0	1512.7	1529.5	1557.8	1598.6	1642.0	1687.1
45°	1643.7	1649.0	1654.4	1657.0	1650.8	1657.0	1674.7	1688.0	1727.9	1768.6	1826.2
47.5°	1857.2	1841.2	1833.3	1843.9	1838.6	1851.9	1859.8	1867.8	1915.6	1964.3	2013.0
50°	2130.8	2121.1	2108.7	2109.6	2119.3	2110.5	2115.8	2145.0	2160.9	2201.7	2266.3
52.5°	2568.3	2538.2	2491.3	2470.9	2482.4	2475.3	2478.0	2484.2	2473.6	2511.7	2566.6
55°	3108.6	3069.6	3038.6	3020.9	2955.4	2950.0	2906.6	2890.7	2856.2	2892.5	2880.1
57.5°	3493.8	3469.0	3453.1	3399.9	3369.8	3309.6	3291.9	3270.6	3222.8	3246.7	3268.0
60°	4237.8	4149.2	4119.1	4026.1	3995.1	3937.5	3864.0	3827.7	3802.9	3825.9	3811.8
62.5°	5479.4	5356.3	5332.4	5111.9	5057.8	4925.0	4786.8	4768.2	4690.3	4641.6	4630.1
65°	6691.8	6515.6	6383.6	6142.7	5979.8	5790.3	5579.5	5425.4	5266.9	5187.1	5081.8
66°	6782.2	6712.2	6579.4	6438.5	6201.2	5994.0	5754.8	5588.3	5410.3	5270.4	5180.1
67.5°	6628.1	6590.9	6543.9	6448.3	6299.5	6106.4	5879.7	5667.2	5452.8	5288.1	5143.8
70°	5602.5	5643.2	5696.4	5671.6	5586.6	5511.3	5311.1	5192.5	5031.3	4815.2	4726.6
72.5°	4228.9	4337.8	4300.6	4160.7	4095.2	4042.9	3970.3	3890.6	3659.4	3632.9	3528.4
75°	2720.7	2684.4	2708.3	2538.2	2422.2	2374.4	2201.7	2130.8	1957.2	1844.8	1758.9
77.5°	1433.8	1363.0	1308.1	1158.4	1051.2	988.4	904.2	805.0	652.7	643.9	504.8
80°	665.1	611.1	561.5	509.2	457.0	387.9	336.5	274.5	242.7	208.1	194.0
82.5°	451.7	417.1	387.0	352.5	312.6	264.8	228.5	194.0	165.6	148.8	135.5
85°	409.2	372.0	338.3	294.9	253.3	213.4	174.5	144.4	117.8	102.7	93.9
87.5°	397.6	351.6	316.2	269.2	228.5	187.8	150.6	116.9	91.2	74.4	63.8
90°	58.5	62.2	47.4	45.8	24.7	29.4	24.1	17.9	18.7	16.1	17.0
92.5°	7.0	7.0	7.0	7.0	7.0	7.0	6.9	6.8	6.7	6.6	6.5
95°	7.5	7.6	7.7	7.8	7.9	8.0	7.9	7.8	7.7	7.6	7.5
97.5°	11.0	10.8	10.6	10.4	10.2	10.0	9.9	9.8	9.7	9.6	9.5
100°	27.5	27.2	26.9	26.6	26.3	26.0	25.7	25.4	25.1	24.8	24.5
102.5°	48.5	48.2	47.9	47.6	47.3	47.0	46.5	46.0	45.5	45.0	44.5
105°	71.0	70.8	70.6	70.4	70.2	70.0	69.5	69.0	68.5	68.0	67.5
107.5°	94.5	94.4	94.3	94.2	94.1	94.0	93.6	93.2	92.8	92.4	92.0



REPORT NUMBER: P226904

CATALOG NUMBER: ISW-AF-1200-LED-E1-SL3-7030-ULG

**CANDELA DISTRIBUTION (continued):**

	60°	61°	62°	63°	64°	65°	66°	67°	68°	69°	70°
110°	120.5	120.6	120.7	120.8	120.9	121.0	120.8	120.6	120.4	120.2	120.0
112.5°	149.0	149.2	149.4	149.6	149.8	150.0	149.9	149.8	149.7	149.6	149.5
115°	180.5	180.8	181.1	181.4	181.7	182.0	181.7	181.4	181.1	180.8	180.5
117.5°	213.0	213.4	213.8	214.2	214.6	215.0	214.5	214.0	213.5	213.0	212.5
120°	248.0	248.4	248.8	249.2	249.6	250.0	249.5	249.0	248.5	248.0	247.5
122.5°	281.0	281.4	281.8	282.2	282.6	283.0	282.5	282.0	281.5	281.0	280.5
125°	314.0	314.2	314.4	314.6	314.8	315.0	314.5	314.0	313.5	313.0	312.5
127.5°	345.5	345.6	345.7	345.8	345.9	346.0	346.0	346.0	346.0	346.0	346.0
130°	379.0	379.4	379.8	380.2	380.6	381.0	381.0	381.0	381.0	381.0	381.0
132.5°	413.5	414.0	414.5	415.0	415.5	416.0	415.8	415.6	415.4	415.2	415.0
135°	445.5	446.0	446.5	447.0	447.5	448.0	447.9	447.8	447.7	447.6	447.5
137.5°	474.0	474.2	474.4	474.6	474.8	475.0	475.1	475.2	475.3	475.4	475.5
140°	501.0	501.2	501.4	501.6	501.8	502.0	502.2	502.4	502.6	502.8	503.0
142.5°	530.0	530.6	531.2	531.8	532.4	533.0	533.0	533.0	533.0	533.0	533.0
145°	559.0	559.6	560.2	560.8	561.4	562.0	561.9	561.8	561.7	561.6	561.5
147.5°	582.5	583.0	583.5	584.0	584.5	585.0	585.1	585.2	585.3	585.4	585.5
150°	598.5	598.8	599.1	599.4	599.7	600.0	600.3	600.6	600.9	601.2	601.5
152.5°	612.5	612.8	613.1	613.4	613.7	614.0	614.4	614.8	615.2	615.6	616.0
155°	628.5	629.0	629.5	630.0	630.5	631.0	631.5	632.0	632.5	633.0	633.5
157.5°	646.0	646.4	646.8	647.2	647.6	648.0	648.2	648.4	648.6	648.8	649.0
160°	661.0	661.6	662.2	662.8	663.4	664.0	663.7	663.4	663.1	662.8	662.5
162.5°	669.0	669.4	669.8	670.2	670.6	671.0	670.9	670.8	670.7	670.6	670.5
165°	674.5	675.0	675.5	676.0	676.5	677.0	677.3	677.6	677.9	678.2	678.5
167.5°	681.0	681.6	682.2	682.8	683.4	684.0	684.4	684.8	685.2	685.6	686.0
170°	687.5	687.8	688.1	688.4	688.7	689.0	689.5	690.0	690.5	691.0	691.5
172.5°	690.5	690.8	691.1	691.4	691.7	692.0	692.2	692.4	692.6	692.8	693.0
175°	692.5	693.0	693.5	694.0	694.5	695.0	695.1	695.2	695.3	695.4	695.5
177.5°	696.5	697.0	697.5	698.0	698.5	699.0	699.2	699.4	699.6	699.8	700.0
180°	700.0	700.0	700.0	700.0	700.0	700.0	700.0	700.0	700.0	700.0	700.0



REPORT NUMBER: P226904

CATALOG NUMBER: ISW-AF-1200-LED-E1-SL3-7030-ULG

**CANDELA DISTRIBUTION (continued):**

	71°	72°	73°	74°	75°	76°	77°	78°	79°	80°	81°
0°	1569.3	1569.3	1569.3	1569.3	1569.3	1569.3	1569.3	1569.3	1569.3	1569.3	1569.3
2.5°	1585.3	1582.6	1585.3	1584.4	1580.9	1581.7	1582.6	1579.1	1577.3	1577.3	1576.4
5°	1571.1	1569.3	1571.1	1570.2	1564.9	1564.0	1564.0	1561.4	1557.8	1555.2	1553.4
7.5°	1537.5	1539.2	1538.3	1535.7	1533.0	1533.0	1530.4	1524.2	1520.6	1517.1	1513.5
10°	1499.4	1499.4	1500.3	1499.4	1494.9	1493.2	1489.6	1486.1	1487.0	1478.1	1471.0
12.5°	1465.7	1465.7	1464.8	1463.1	1460.4	1459.5	1459.5	1448.9	1446.2	1443.6	1435.6
15°	1433.8	1435.6	1435.6	1435.6	1431.2	1431.2	1426.8	1419.7	1419.7	1411.7	1403.7
17.5°	1409.0	1411.7	1410.8	1411.7	1412.6	1407.3	1399.3	1394.9	1389.6	1385.1	1374.5
20°	1387.8	1389.6	1390.4	1390.4	1387.8	1384.2	1377.2	1370.1	1366.5	1357.7	1344.4
22.5°	1368.3	1371.8	1372.7	1372.7	1369.2	1366.5	1359.4	1348.8	1341.7	1331.1	1318.7
25°	1360.3	1364.8	1362.1	1363.9	1360.3	1354.1	1344.4	1335.5	1324.9	1311.6	1298.3
27.5°	1363.0	1369.2	1367.4	1366.5	1362.1	1357.7	1345.3	1334.6	1322.2	1306.3	1289.5
30°	1378.9	1389.6	1385.1	1381.6	1380.7	1370.1	1358.6	1343.5	1329.3	1310.7	1291.3
32.5°	1409.0	1414.4	1415.2	1412.6	1408.2	1399.3	1383.4	1363.9	1347.9	1325.8	1302.8
35°	1458.6	1464.0	1462.2	1462.2	1457.8	1443.6	1424.1	1404.6	1382.5	1357.7	1333.8
37.5°	1527.7	1537.5	1535.7	1532.1	1526.8	1510.0	1494.9	1471.0	1446.2	1413.5	1386.0
40°	1614.5	1629.6	1642.8	1640.2	1627.8	1612.7	1598.6	1571.1	1546.3	1510.0	1479.9
42.5°	1731.4	1751.8	1768.6	1781.0	1775.7	1756.2	1731.4	1719.9	1684.5	1647.3	1616.3
45°	1881.1	1923.6	1938.6	1953.7	1953.7	1941.3	1936.0	1913.0	1875.8	1826.2	1796.9
47.5°	2078.6	2135.3	2152.1	2177.8	2192.8	2179.5	2169.8	2130.8	2106.0	2037.8	2030.8
50°	2318.6	2375.3	2421.3	2451.4	2447.0	2458.5	2435.5	2413.3	2378.8	2323.0	2303.5
52.5°	2625.0	2670.2	2711.8	2729.5	2748.1	2745.5	2740.1	2725.1	2681.7	2651.6	2602.0
55°	2939.4	2976.6	3027.1	3056.3	3080.2	3075.8	3055.4	3019.1	3027.1	2964.2	2936.8
57.5°	3297.2	3337.9	3392.9	3420.3	3430.9	3485.0	3471.7	3467.3	3452.2	3430.1	3401.7
60°	3912.7	3924.2	3969.4	4038.5	4123.5	4106.7	4127.9	4142.1	4152.7	4103.1	4099.6
62.5°	4646.0	4660.2	4699.2	4713.3	4725.7	4727.5	4699.2	4699.2	4650.5	4586.7	4537.1
65°	5046.3	5017.1	4990.5	4975.5	4942.7	4913.5	4871.0	4813.4	4731.0	4632.7	4544.2
66°	5103.9	5044.6	5010.0	4971.9	4919.7	4865.7	4815.2	4736.4	4639.8	4522.9	4406.0
67.5°	5048.1	4966.6	4886.0	4830.2	4757.6	4660.2	4571.6	4479.5	4388.3	4228.0	4119.1
70°	4538.9	4441.4	4352.9	4230.7	4115.5	4019.9	3867.6	3707.3	3575.3	3407.0	3299.9
72.5°	3370.7	3255.6	3140.5	2968.6	2801.3	2776.5	2585.2	2396.5	2295.6	2160.1	2051.1
75°	1665.0	1519.7	1313.4	1221.3	1087.6	1022.0	985.7	849.3	816.6	682.8	681.1
77.5°	470.3	403.8	358.7	312.6	293.1	279.0	230.3	220.5	200.2	196.6	185.1
80°	178.0	168.3	163.8	159.4	155.0	152.3	150.6	143.5	139.9	134.6	132.0
82.5°	128.4	124.9	116.9	114.2	110.7	105.4	104.5	100.1	97.4	92.1	90.3
85°	86.8	82.4	77.9	73.5	71.7	70.9	68.2	66.4	64.7	62.0	61.1
87.5°	58.5	54.0	48.7	46.9	46.1	46.9	47.8	46.1	45.2	43.4	42.5
90°	16.1	18.7	17.9	17.9	19.6	17.7	17.5	18.1	17.1	16.9	15.8
92.5°	6.4	6.3	6.2	6.1	6.0	6.0	6.0	6.0	6.0	6.0	6.0
95°	7.4	7.3	7.2	7.1	7.0	7.0	7.0	7.0	7.0	7.0	7.0
97.5°	9.4	9.3	9.2	9.1	9.0	8.9	8.8	8.7	8.6	8.5	8.4
100°	24.2	23.9	23.6	23.3	23.0	22.6	22.2	21.8	21.4	21.0	20.6
102.5°	44.0	43.5	43.0	42.5	42.0	41.7	41.4	41.1	40.8	40.5	40.2
105°	67.0	66.5	66.0	65.5	65.0	64.6	64.2	63.8	63.4	63.0	62.6
107.5°	91.6	91.2	90.8	90.4	90.0	89.7	89.4	89.1	88.8	88.5	88.2



REPORT NUMBER: P226904  
 CATALOG NUMBER: ISW-AF-1200-LED-E1-SL3-7030-ULG

REPORT N  
 CATALOG

**CANDELA DISTRIBUTION (continued):**

**CANDELA**

	71°	72°	73°	74°	75°	76°	77°	78°	79°	80°	81°	
110°	119.8	119.6	119.4	119.2	119.0	118.7	118.4	118.1	117.8	117.5	117.2	0°
112.5°	149.4	149.3	149.2	149.1	149.0	148.8	148.6	148.4	148.2	148.0	147.8	2.5°
115°	180.2	179.9	179.6	179.3	179.0	178.8	178.6	178.4	178.2	178.0	177.8	5°
117.5°	212.0	211.5	211.0	210.5	210.0	209.8	209.6	209.4	209.2	209.0	208.8	7.5°
120°	247.0	246.5	246.0	245.5	245.0	244.8	244.6	244.4	244.2	244.0	243.8	10°
122.5°	280.0	279.5	279.0	278.5	278.0	277.8	277.6	277.4	277.2	277.0	276.8	12.5°
125°	312.0	311.5	311.0	310.5	310.0	310.0	310.0	310.0	310.0	310.0	310.0	15°
127.5°	346.0	346.0	346.0	346.0	346.0	345.9	345.8	345.7	345.6	345.5	345.4	17.5°
130°	381.0	381.0	381.0	381.0	381.0	380.8	380.6	380.4	380.2	380.0	379.8	20°
132.5°	414.8	414.6	414.4	414.2	414.0	414.0	414.0	414.0	414.0	414.0	414.0	22.5°
135°	447.4	447.3	447.2	447.1	447.0	447.3	447.6	447.9	448.2	448.5	448.8	25°
137.5°	475.6	475.7	475.8	475.9	476.0	476.5	477.0	477.5	478.0	478.5	479.0	27.5°
140°	503.2	503.4	503.6	503.8	504.0	504.5	505.0	505.5	506.0	506.5	507.0	30°
142.5°	533.0	533.0	533.0	533.0	533.0	533.1	533.2	533.3	533.4	533.5	533.6	32.5°
145°	561.4	561.3	561.2	561.1	561.0	560.7	560.4	560.1	559.8	559.5	559.2	35°
147.5°	585.6	585.7	585.8	585.9	586.0	585.7	585.4	585.1	584.8	584.5	584.2	37.5°
150°	601.8	602.1	602.4	602.7	603.0	603.3	603.6	603.9	604.2	604.5	604.8	40°
152.5°	616.4	616.8	617.2	617.6	618.0	618.5	619.0	619.5	620.0	620.5	621.0	42.5°
155°	634.0	634.5	635.0	635.5	636.0	636.2	636.4	636.6	636.8	637.0	637.2	45°
157.5°	649.2	649.4	649.6	649.8	650.0	650.0	650.0	650.0	650.0	650.0	650.0	47.5°
160°	662.2	661.9	661.6	661.3	661.0	660.9	660.8	660.7	660.6	660.5	660.4	50°
162.5°	670.4	670.3	670.2	670.1	670.0	669.8	669.6	669.4	669.2	669.0	668.8	52.5°
165°	678.8	679.1	679.4	679.7	680.0	679.8	679.6	679.4	679.2	679.0	678.8	55°
167.5°	686.4	686.8	687.2	687.6	688.0	688.0	688.0	688.0	688.0	688.0	688.0	57.5°
170°	692.0	692.5	693.0	693.5	694.0	694.2	694.4	694.6	694.8	695.0	695.2	60°
172.5°	693.2	693.4	693.6	693.8	694.0	694.2	694.4	694.6	694.8	695.0	695.2	62.5°
175°	695.6	695.7	695.8	695.9	696.0	695.8	695.6	695.4	695.2	695.0	694.8	65°
177.5°	700.2	700.4	700.6	700.8	701.0	700.7	700.4	700.1	699.8	699.5	699.2	66°
180°	700.0	700.0	700.0	700.0	700.0	700.0	700.0	700.0	700.0	700.0	700.0	67.5°
												70°
												72.5°
												75°
												77.5°
												80°
												82.5°
												85°
												87.5°
												90°
												92.5°
												95°
												97.5°
												100°
												102.5°
												105°
												107.5°

NUMBER: P226904  
 NUMBER: ISW-AF-1200-LED-E1-SL3-7030-ULG

REPORT NUMBER: P  
 CATALOG NUMBER:

**DISTRIBUTION (continued):**

**CANDELA DISTRIBUTION**

82°	83°	84°	85°	86°	87°	88°	89°	90°	95°	105°	82°	
1569.3	1569.3	1569.3	1569.3	1569.3	1569.3	1569.3	1569.3	1569.3	1569.3	1569.3	110°	116.9
1574.7	1572.0	1572.9	1569.3	1568.5	1570.2	1571.1	1571.1	1568.5	1552.5	1533.9	112.5°	147.6
1551.6	1546.3	1545.4	1542.8	1538.3	1543.7	1541.0	1536.6	1531.3	1512.7	1476.3	115°	177.6
1509.1	1505.6	1501.1	1497.6	1494.9	1493.2	1492.3	1487.9	1478.1	1443.6	1382.5	117.5°	208.6
1468.4	1464.0	1458.6	1450.7	1447.1	1441.8	1441.8	1431.2	1424.1	1380.7	1290.4	120°	243.6
1428.5	1420.6	1417.9	1412.6	1402.8	1398.4	1392.2	1381.6	1371.0	1318.7	1200.0	122.5°	276.6
1398.4	1390.4	1378.9	1375.4	1364.8	1355.0	1347.0	1332.9	1321.4	1252.3	1105.3	125°	310.0
1365.6	1359.4	1347.0	1339.1	1327.6	1316.0	1302.8	1285.1	1277.1	1189.4	1014.9	127.5°	345.3
1339.1	1324.9	1310.7	1303.7	1289.5	1276.2	1262.9	1241.7	1225.7	1127.4	919.3	130°	379.6
1308.1	1295.7	1280.6	1268.2	1248.7	1233.7	1218.6	1196.5	1177.0	1064.5	822.8	132.5°	414.0
1286.8	1269.1	1253.2	1239.0	1216.9	1199.1	1177.9	1154.0	1134.5	1004.3	716.5	135°	449.1
1274.4	1256.7	1236.3	1218.6	1192.9	1172.6	1149.6	1123.0	1098.2	955.6	616.4	137.5°	479.5
1270.9	1249.6	1228.4	1206.2	1179.7	1154.0	1126.5	1100.0	1068.1	908.7	507.5	140°	507.5
1281.5	1255.8	1231.9	1205.3	1174.3	1145.1	1117.7	1083.1	1051.2	867.9	400.3	142.5°	533.7
1310.7	1279.7	1252.3	1223.1	1187.6	1155.8	1123.0	1084.0	1048.6	839.6	306.4	145°	558.9
1356.8	1327.6	1295.7	1266.5	1225.7	1190.3	1154.0	1112.4	1069.8	828.1	231.2	147.5°	583.9
1449.8	1410.8	1378.0	1347.0	1300.1	1263.8	1222.2	1171.7	1123.9	838.7	193.1	150°	605.1
1580.0	1531.3	1501.1	1473.7	1415.2	1375.4	1327.6	1270.0	1216.0	868.8	170.0	152.5°	621.5
1759.8	1722.6	1668.5	1626.0	1566.7	1522.4	1469.3	1400.2	1340.0	911.3	158.5	155°	637.4
1984.7	1936.0	1882.9	1839.5	1774.8	1697.8	1642.0	1558.7	1490.5	977.7	153.2	157.5°	650.0
2260.1	2201.7	2129.9	2093.6	2004.2	1944.0	1869.6	1780.1	1693.3	1080.5	155.9	160°	660.3
2559.5	2496.6	2440.8	2371.7	2290.2	2222.9	2152.1	2057.3	1948.4	1275.3	166.5	162.5°	668.6
2875.6	2834.9	2781.8	2692.3	2648.0	2563.0	2472.7	2368.2	2289.4	1528.6	192.2	165°	678.6
3336.2	3291.9	3285.7	3198.0	3130.7	3053.7	2982.8	2896.0	2803.0	1978.5	252.4	167.5°	688.0
4044.7	3998.6	3946.4	3878.2	3798.5	3702.8	3615.2	3498.2	3394.6	2429.3	280.7	170°	695.4
4464.5	4379.5	4285.6	4182.0	4065.9	3947.3	3829.5	3679.8	3529.2	2456.7	253.3	172.5°	695.4
4429.0	4323.7	4204.1	4063.3	3941.1	3794.9	3668.3	3475.2	3337.9	2187.5	206.4	175°	694.6
4298.0	4153.6	4041.1	3911.8	3758.6	3627.6	3493.8	3303.4	3146.7	2006.0	188.6	177.5°	698.9
3962.3	3839.2	3683.3	3559.4	3446.0	3289.2	3163.5	2985.5	2877.4	1739.4	169.2	180°	700.0
3167.0	2997.0	2865.0	2768.5	2640.1	2498.4	2386.8	2237.1	2141.5	1151.3	146.1		
1844.8	1802.3	1654.4	1571.1	1493.2	1378.0	1289.5	1217.7	1092.0	557.9	129.3		
568.6	528.7	523.4	444.6	470.3	402.1	391.4	356.0	356.0	214.3	101.8		
181.6	178.0	170.9	161.2	157.6	157.6	153.2	152.3	145.2	115.1	76.2		
128.4	125.8	123.1	120.4	118.7	119.6	116.0	114.2	112.5	83.2	60.2		
88.6	85.9	80.6	80.6	78.8	77.9	78.8	75.3	74.4	58.5	50.5		
60.2	59.3	58.5	57.6	56.7	55.8	54.9	52.3	50.5	40.7	35.4		
39.9	33.7	32.8	28.3	27.5	26.6	24.8	26.6	29.2	29.2	23.0		
16.5	15.4	16.1	15.9	14.1	15.0	15.0	13.2	13.2	15.9	17.0		
6.0	6.0	6.0	6.0	6.0	6.0	6.0	6.0	6.0	6.0	6.0		
7.0	7.0	7.0	7.0	7.0	7.0	7.0	7.0	7.0	7.0	7.0		
8.3	8.2	8.1	8.0	8.0	8.0	8.0	8.0	8.0	8.0	9.0		
20.2	19.8	19.4	19.0	19.0	19.0	19.0	19.0	19.0	19.0	23.0		
39.9	39.6	39.3	39.0	38.8	38.6	38.4	38.2	38.0	39.0	42.0		
62.2	61.8	61.4	61.0	61.0	61.0	61.0	61.0	61.0	61.0	65.0		
87.9	87.6	87.3	87.0	86.8	86.6	86.4	86.2	86.0	87.0	90.0		

'226904  
 ISW-AF-1200-LED-E1-SL3-7030-ULG

REPORT NUMBER: P226904  
 CATALOG NUMBER: ISW-AF-1:

**TION (continued):**

**CANDELA DISTRIBUTION (con**

83°	84°	85°	86°	87°	88°	89°	90°	95°	105°		115°	125°
116.6	116.3	116.0	116.2	116.4	116.6	116.8	117.0	116.0	119.0	0°	1569.3	1569.3
147.4	147.2	147.0	147.0	147.0	147.0	147.0	147.0	147.0	149.0	2.5°	1518.0	1503.8
177.4	177.2	177.0	177.2	177.4	177.6	177.8	178.0	177.0	179.0	5°	1437.4	1405.5
208.4	208.2	208.0	208.2	208.4	208.6	208.8	209.0	208.0	210.0	7.5°	1328.4	1266.5
243.4	243.2	243.0	243.0	243.0	243.0	243.0	243.0	243.0	245.0	10°	1203.6	1114.1
276.4	276.2	276.0	276.2	276.4	276.6	276.8	277.0	276.0	278.0	12.5°	1074.3	960.0
310.0	310.0	310.0	310.0	310.0	310.0	310.0	310.0	310.0	310.0	15°	953.8	802.4
345.2	345.1	345.0	345.4	345.8	346.2	346.6	347.0	345.0	346.0	17.5°	827.2	640.3
379.4	379.2	379.0	379.2	379.4	379.6	379.8	380.0	379.0	381.0	20°	705.8	483.6
414.0	414.0	414.0	414.2	414.4	414.6	414.8	415.0	414.0	414.0	22.5°	568.6	339.2
449.4	449.7	450.0	450.2	450.4	450.6	450.8	451.0	450.0	447.0	25°	417.1	246.2
480.0	480.5	481.0	481.2	481.4	481.6	481.8	482.0	481.0	476.0	27.5°	297.6	196.6
508.0	508.5	509.0	509.4	509.8	510.2	510.6	511.0	509.0	504.0	30°	222.3	165.6
533.8	533.9	534.0	534.4	534.8	535.2	535.6	536.0	534.0	533.0	32.5°	178.0	143.5
558.6	558.3	558.0	558.4	558.8	559.2	559.6	560.0	558.0	561.0	35°	151.4	130.2
583.6	583.3	583.0	583.4	583.8	584.2	584.6	585.0	583.0	586.0	37.5°	135.5	121.3
605.4	605.7	606.0	606.8	607.6	608.4	609.2	610.0	606.0	603.0	40°	126.6	116.9
622.0	622.5	623.0	624.0	625.0	626.0	627.0	628.0	623.0	618.0	42.5°	121.3	112.5
637.6	637.8	638.0	638.6	639.2	639.8	640.4	641.0	638.0	636.0	45°	118.7	109.8
650.0	650.0	650.0	651.0	652.0	653.0	654.0	655.0	650.0	650.0	47.5°	116.9	106.3
660.2	660.1	660.0	661.2	662.4	663.6	664.8	666.0	660.0	661.0	50°	115.1	106.3
668.4	668.2	668.0	669.2	670.4	671.6	672.8	674.0	668.0	670.0	52.5°	116.0	108.0
678.4	678.2	678.0	678.8	679.6	680.4	681.2	682.0	678.0	680.0	55°	120.4	108.0
688.0	688.0	688.0	689.2	690.4	691.6	692.8	694.0	688.0	688.0	57.5°	127.5	108.0
695.6	695.8	696.0	697.0	698.0	699.0	700.0	701.0	696.0	694.0	60°	132.8	109.8
695.6	695.8	696.0	697.0	698.0	699.0	700.0	701.0	696.0	694.0	62.5°	134.6	113.4
694.4	694.2	694.0	695.0	696.0	697.0	698.0	699.0	694.0	696.0	65°	132.8	115.1
698.6	698.3	698.0	698.8	699.6	700.4	701.2	702.0	698.0	701.0	66°	131.1	115.1
700.0	700.0	700.0	700.0	700.0	700.0	700.0	700.0	700.0	700.0	67.5°	128.4	113.4
										70°	122.2	106.3
										72.5°	109.8	95.6
										75°	93.9	77.1
										77.5°	76.2	62.0
										80°	56.7	46.9
										82.5°	41.6	36.3
										85°	29.2	25.7
										87.5°	17.7	15.9
										90°	13.4	11.4
										92.5°	7.0	7.0
										95°	8.0	7.0
										97.5°	10.0	12.0
										100°	26.0	29.0
										102.5°	47.0	50.0
										105°	70.0	72.0
										107.5°	94.0	95.0



REPORT NUMBER: P226904

CATALOG NUMBER: ISW-AF-1200-LED-E:

200-LED-E1-SL3-7030-ULG

**tinued):**

135°	145°	155°	165°	175°	180°
1569.3	1569.3	1569.3	1569.3	1569.3	1569.3
1494.1	1493.2	1471.0	1466.6	1451.6	1459.5
1367.4	1352.4	1312.5	1304.5	1287.7	1283.3
1216.0	1174.3	1142.5	1107.0	1073.4	1090.2
1038.8	968.9	898.9	852.9	834.3	828.1
870.6	744.8	657.1	566.8	534.9	546.4
666.9	523.4	406.5	354.3	324.1	318.8
470.3	335.7	281.6	268.3	262.1	262.1
318.8	255.9	235.6	229.4	229.4	230.3
242.7	215.2	206.4	207.2	210.8	211.7
201.0	190.4	186.0	192.2	199.3	200.2
173.6	170.9	171.8	179.8	186.9	187.8
152.3	155.0	158.5	165.6	171.8	173.6
137.3	141.7	144.4	148.8	152.3	153.2
126.6	132.0	131.1	133.7	136.4	137.3
120.4	123.1	120.4	122.2	122.2	124.0
115.1	116.0	111.6	112.5	114.2	114.2
109.8	108.9	104.5	106.3	108.9	109.8
104.5	102.7	99.2	102.7	107.2	108.0
100.1	98.3	96.5	101.0	106.3	107.2
98.3	96.5	94.8	101.0	106.3	107.2
98.3	96.5	94.8	99.2	104.5	105.4
99.2	97.4	93.9	98.3	101.8	102.7
100.1	98.3	92.1	94.8	96.5	97.4
100.1	96.5	90.3	91.2	91.2	92.1
98.3	93.9	86.8	86.8	85.9	85.9
98.3	90.3	83.2	81.5	79.7	79.7
97.4	89.4	82.4	79.7	77.1	77.1
95.6	87.7	80.6	77.1	74.4	74.4
89.4	84.1	76.2	72.6	70.0	69.1
79.7	77.1	70.9	68.2	65.5	64.7
67.3	68.2	64.7	62.9	60.2	59.3
56.7	58.5	56.7	55.8	54.0	53.1
45.2	48.7	46.9	46.9	47.8	46.1
34.5	39.0	37.2	39.0	40.7	38.1
23.9	28.3	28.3	29.2	30.1	28.3
15.1	18.6	17.7	18.6	18.6	17.7
10.5	14.2	11.5	12.3	9.4	8.5
6.0	6.0	6.0	5.0	4.0	4.0
7.0	7.0	7.0	6.0	5.0	5.0
9.0	9.0	8.0	8.0	7.0	7.0
21.0	12.0	10.0	9.0	8.0	8.0
40.0	27.0	18.0	13.0	11.0	11.0
63.0	48.0	36.0	27.0	22.0	21.0
88.0	73.0	58.0	49.0	42.0	41.0

**CANDELA DISTRIBUTION (continued):**

	115°	125°	135°
110°	121.0	120.0	114.0
112.5°	150.0	148.0	143.0
115°	182.0	179.0	174.0
117.5°	215.0	211.0	205.0
120°	250.0	246.0	243.0
122.5°	283.0	279.0	277.0
125°	315.0	313.0	310.0
127.5°	346.0	345.0	340.0
130°	381.0	377.0	372.0
132.5°	416.0	411.0	405.0
135°	448.0	443.0	437.0
137.5°	475.0	473.0	468.0
140°	502.0	500.0	497.0
142.5°	533.0	527.0	525.0
145°	562.0	556.0	551.0
147.5°	585.0	580.0	575.0
150°	600.0	597.0	593.0
152.5°	614.0	611.0	610.0
155°	631.0	626.0	628.0
157.5°	648.0	644.0	645.0
160°	664.0	658.0	655.0
162.5°	671.0	667.0	663.0
165°	677.0	672.0	673.0
167.5°	684.0	678.0	685.0
170°	689.0	686.0	691.0
172.5°	692.0	689.0	690.0
175°	695.0	690.0	690.0
177.5°	699.0	694.0	695.0
180°	700.0	700.0	700.0



1-SL3-7030-ULG

145°	155°	165°	175°	180°
102.0	87.0	74.0	68.0	66.0
134.0	121.0	106.0	99.0	99.0
168.0	159.0	147.0	139.0	140.0
202.0	197.0	189.0	184.0	184.0
237.0	233.0	226.0	223.0	225.0
271.0	267.0	261.0	260.0	263.0
305.0	299.0	296.0	294.0	298.0
339.0	333.0	329.0	329.0	330.0
370.0	366.0	362.0	361.0	363.0
404.0	401.0	393.0	394.0	396.0
435.0	432.0	426.0	426.0	429.0
464.0	460.0	459.0	457.0	460.0
491.0	489.0	487.0	485.0	488.0
521.0	518.0	517.0	515.0	518.0
550.0	547.0	544.0	546.0	550.0
574.0	574.0	571.0	572.0	575.0
593.0	593.0	593.0	592.0	595.0
610.0	609.0	608.0	608.0	611.0
630.0	627.0	625.0	625.0	629.0
646.0	644.0	643.0	643.0	646.0
655.0	656.0	659.0	660.0	663.0
661.0	665.0	669.0	669.0	673.0
673.0	676.0	676.0	678.0	681.0
688.0	686.0	684.0	687.0	690.0
693.0	692.0	692.0	695.0	698.0
690.0	693.0	695.0	697.0	699.0
691.0	695.0	697.0	698.0	700.0
697.0	699.0	700.0	705.0	707.0
700.0	700.0	700.0	700.0	700.0

(END OF REPORT)